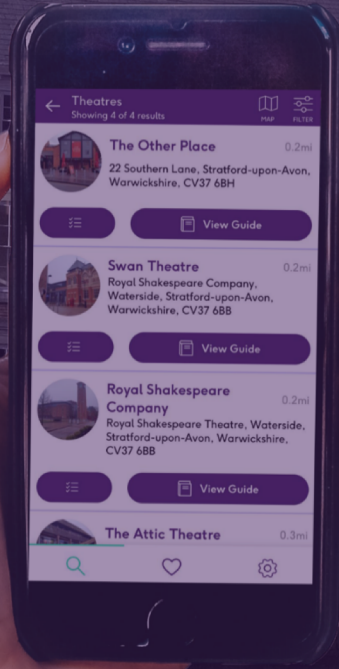




AccessAble

Your Accessibility Guide



**Our Voice Enfield Parents Conference
28th November 2019**



AccessAble
Your Accessibility Guide

Introduction to AccessAble

Access Begins Online



4^{out}
of 5
people

...check **access information** before going to a new place.

81%

...of these people will check the venues own **website** first.

Only...

14%

...find what they need!

And of those that do find information via that website...

80%

... of info provided is **inaccurate** leading to **misinterpretation** and a **poor experience**, highlighting the importance of detail and objectivity with access information.

Accessibility Impact




We are **more likely** to visit if **access information** is available.

We **would not visit** a place if it **did not have access information**.

We feel **anxious** about **visiting** a place for the **first time**.

98%



76%





**May
2000**



**Sept
2001**



**March
2002**

**A simple idea
born from
personal
experience...**



The AccessAble Social Mission

“To help people who face accessibility issues live their life to the full, and access all their community has to offer, by providing essential detailed accessibility information ”

KNOW MORE GO MORE



Detailed

1000+ pieces of information per building



Factual

Objective information.
Facts, measurements and photographs



User Driven

100+ engagement events p.a.
Pan-Disability



In Person

Experienced surveyors, unique technology, in person reviews



Consistent

Standardised information across the UK



Quality Assured

Accredited processes
ISO 9001
up to date / accurate



AccessAble

Your Accessibility Guide

Website Demonstration



AccessAble

Your Accessibility Guide

The new name for DisabledGo

[Help](#) [Accessibility](#)

[About](#)

[Blog](#)

[Contact](#)

[Log in](#)

[Sign Up](#)

Search for accessible places to go

I'm looking for...

Try searching for restaurants, hotels, cinemas, universities

Near to...

Place, town or postcode

Search

Search for Restaurants, Hotels, Cinemas etc. Add a town, postcode or location to scope your search.

Search for accessible places to go

I'm looking for...

Try searching for restaurants, hotels, cinemas, universities

Near to...

Place, town or postcode

[Search](#)

Search for Restaurants, Hotels, Cinemas etc. Add a town, postcode or location to scope your search.



Search for accessible places to go

I'm looking for...

Enfield

The College of Haringey, Enfield and North East London (CONEL)

Next - Enfield - Enfield Retail Park

Enfield Smile

Enterprise Enfield

Mencap Enfield

O'Neill's Enfield

Near to...

Place, town or postcode

Search

Search

on to scope your search.



Enfield

This Access Guide has been made possible thanks to:



AccessAble partners in Enfield



Haringey

Civic Centre, High Rd, Wood Green, London, N22 8LE

[View this organisation](#)



Harrow

London, HA1 2XY

[View this organisation](#)



Waltham Forest

Forest Road, London, E17 4JF

[View this organisation](#)



NEL

Clifton House, 75-77
Worship Street, London,
EC2A 2DU

[View this organisation](#)



The College of Haringey, Enfield and North East London (CONEL)

High Road, London, N15
4RU

[View this organisation](#)

Featured Access Guides

[View all Access Guides](#)



Access Guides



Capel Manor College Gardens

Bullsmoor Lane, Enfield, London,
EN1 4RQ

[View this guide](#)



Forty Hall

Forty Hill, Enfield, London, EN2
9HA

[View this guide](#)



Myddelton House Gardens

Bulls Cross, Enfield, EN2 9HG

[View this guide](#)

Things to do

[View all Access Guides](#)



Cafes and Coffee Shops



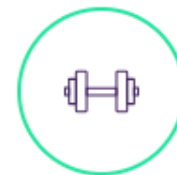
Cinemas



Community Halls



Day Centres



Leisure Centres



Libraries



Parks and Gardens



Pubs and Bars



Restaurants



Shopping Centres & Markets



Swimming Pools



Tourist Attractions



Accessibility Symbols

0 selections



Filter by Venue types

1 selections



[Back to Enfield](#)



Albany Leisure Centre

505 Hertford Road, Enfield, London, EN3 5XH

[View Accessibility Symbols](#)

[View Guide](#)



Edmonton Leisure Centre

2 The Broadway, Edmonton, London, N9 0TR

[View Accessibility Symbols](#)

[View Guide](#)

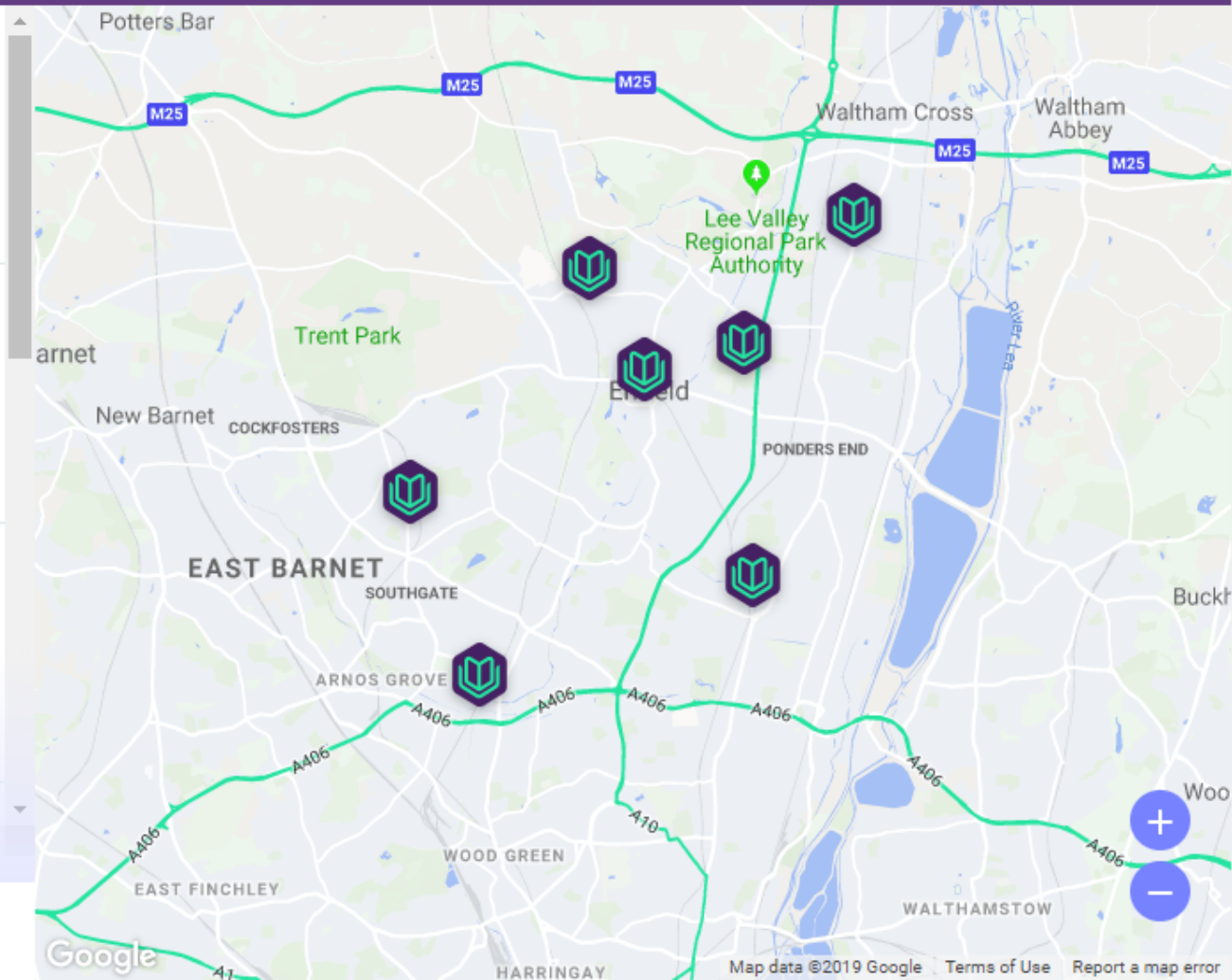


Holtwhites Sport and Social Club

1 Kirkland Drive, Holtwhites, Enfield, London, EN2 0RN

[View Accessibility Symbols](#)

[View Guide](#)



Showing all 7



Accessibility Symbols
2 selections



Filter by Venue types
1 selections



[Back to Enfield](#)

Please select your requirements

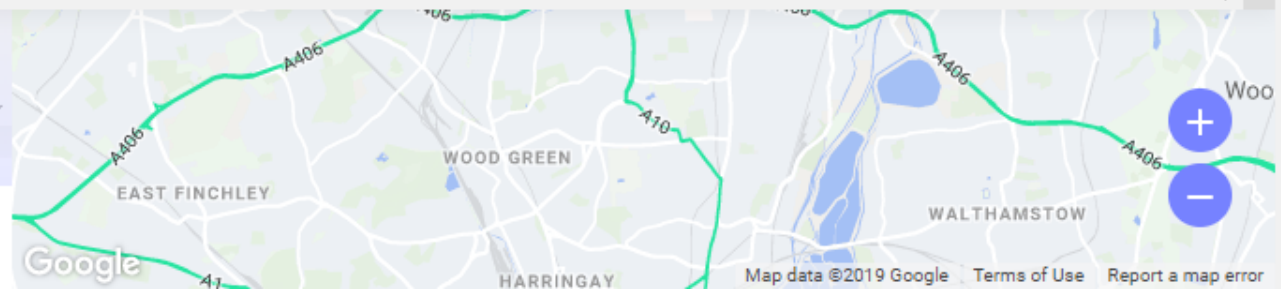


- On-Site Parking**
- Off-Site Parking
- Blue Badge/Accessible Parking Bays
- Designated Drop-Off Point
- Accessible Toilet
- Ambulant Toilet
- Step Free Standard Toilet
- Gender Neutral Toilet
- Baby Changing Facility
- Changing Place
- Accessible Changing Room**
- Accessible Fitting Room

[Clear Selected Symbols](#)

[Apply Symbols](#)

Showing all 7





I'm looking for...

Try searching for restaurants, hotels, cinemas, universities


Near to...

Place, town or postcode

Search

Albany Leisure Centre

505 Hertford Road, Enfield, London, EN3 5XH

 020 8804 4255

 [Send email](#)

 [Visit website](#)


 [View Accessibility Symbols](#)



[View photos](#)




[View on a map](#)


 Introduction >

 Location >


 Opening Times >

 Parking >

 Outside Access (Main Entrance) >


 Level Change (Main Entrance) >

 Reception >

 Inside Access >

 Fitness Suite >

 Swimming Pool >

Accessible
 Changing Room (West Side) >

Photos



1



2



3


Parking

- The venue does have its own car park.

[Collapse all](#)


[Expand all](#)

Venue Car Park


View 

- Parking is free for all users.
- The car park is located at the side of the building.
- The car park type is open air/surface.




 Introduction >


 Location >


 Opening Times >

 Parking >

 Outside Access (Main Entrance)


 Level Change (Main Entrance) >

 Reception >

 Inside Access >

 Fitness Suite >

 Swimming Pool >

Accessible
 Changing Room (Wet Side) >

 Photos



1



2

Outside Access (Main Entrance)


- This information is for the entrance located at the front of the building.
- There is not level access into the venue.
- The main door(s) open(s) automatically.
- The door(s) is / are double.
- The width of the door opening is 150cm (4ft 11in).


[Collapse all](#) [Expand all](#)

Second set of doors


View 



 Outside Access (Main Entrance) >

 Level Change (Main Entrance) >

 **Reception**

 Inside Access >

 Fitness Suite >

 Swimming Pool >

Accessible Changing Room (Wet Side) >

Standard Changing Room (Wet Side - Unisex) >

Standard Changing Room (Dry Side - Male) >

 Photos



1



2



3

Reception

- The desk/counter is 5m (5yd 1ft) from the main entrance.
- There is level access to the desk/counter from the entrance.
- The desk/counter is high (110cm+).
- The desk/counter has a low (76cm or lower) section.
- The lighting levels are bright.
- There is not a hearing assistance system.

[Collapse all](#) [Expand all](#)

Outside Access (Main Entrance) >

Level Change (Main Entrance) >

Reception >

Inside Access >

Fitness Suite >

Swimming Pool

Accessible Changing Room (Wet Side) >

Standard Changing Room (Wet Side - Unisex) >

Standard Changing Room (Dry Side - Male) >

Photos




1


Swimming Pool


- There is level access from the changing area to the swimming pool.
- There is not a ramped entrance into the water.
- There is a wet side chair available.
- There is a hoist for wheelchair users to access the water.
- The hoist is manual.
- There are steps into the swimming pool.
- There are 3 steps.
- The steps do have handrails.


 Reception >


 Inside Access >

 Fitness Suite >

 Swimming Pool >

 Accessible Changing Room (Wet Side)

 Standard Changing Room (Wet Side - Unisex) >

 Standard Changing Room (Dry Side - Male) >

 Accessible Toilet >

 Standard Toilet(s) >

 Additional Info >

Photos



1




2

Accessible Changing Room (Wet Side)

- There are accessible changing rooms available.
- The accessible changing room is located to the left of reception.
- The facility is 16m (17yd 1ft) from the swimming pool.
- The door opens inwards.
- The door is not push pad activated.
- The width of the door is 95cm (3ft 1in).
- The door is locked by a locking handle.
- The dimensions of the accessible changing room are 270cm x 330cm (8ft 10in x 10ft 10in).





 Reception >


 Inside Access >


 Fitness Suite >

 Swimming Pool >


Accessible
 Changing Room
(Wet Side) >

Standard Changing
 Room (Wet Side -
Unisex) >

Standard Changing
 Room (Dry Side -
Male) >

 Accessible Toilet

 Standard Toilet(s) >

 Additional Info >

1


2

Accessible Toilet


- There are accessible toilet facilities within this venue.

[Collapse all](#) [Expand all](#)


Location and Access

View 


Features and Dimensions

View 


Position of Fixtures

View 

Colour Contrast and Lighting

View 

Baby Change Facilities

View 

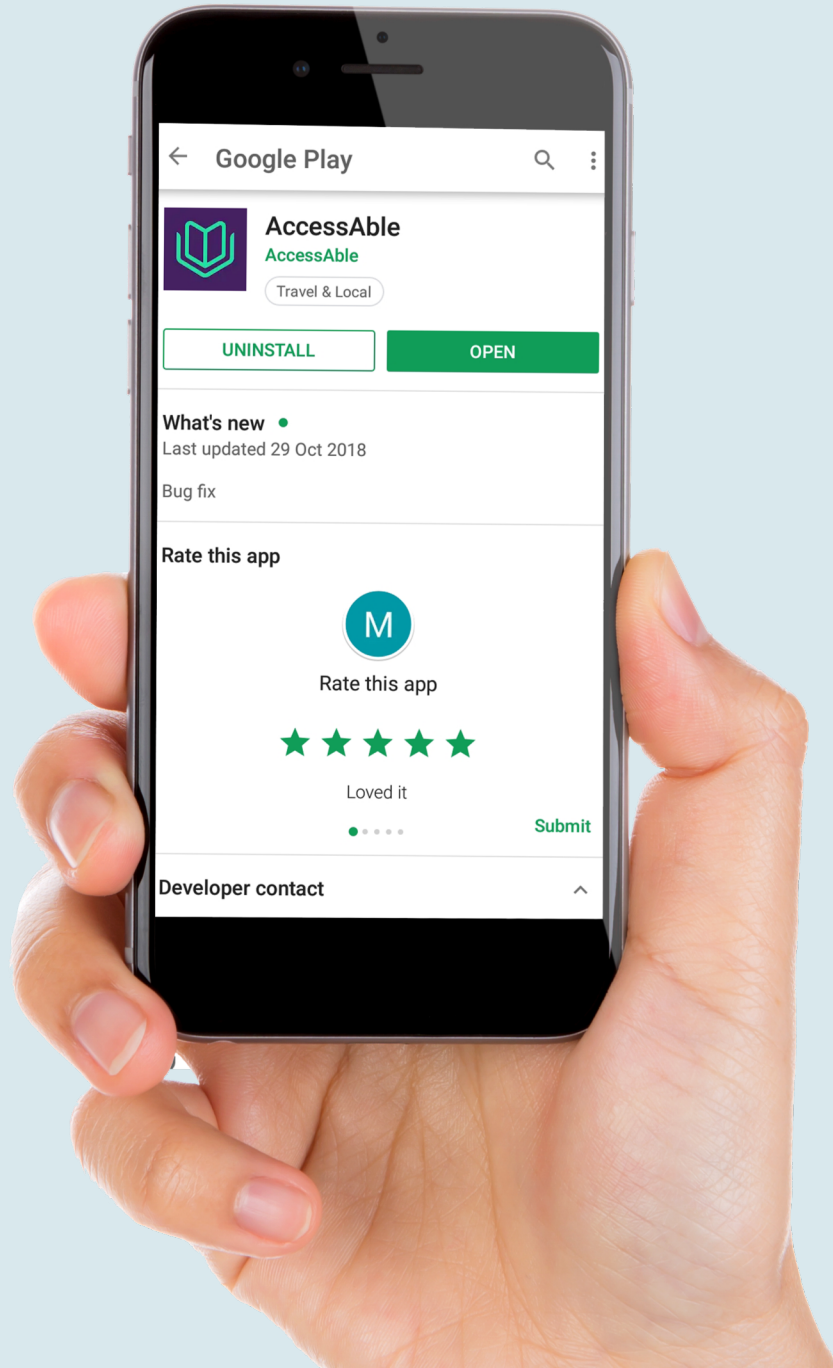


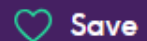


AccessAble

Your Accessibility Guide

New Features





Save



Print/Save as PDF





Something changed?

Search Access Guide


Enter your search term...





 Eating and Drinking
(The Glass Yard) >


 Other Floors >


 Lift >

 Changing Places

 Accessible Toilet
(Lower Ground Floor) >

 Accessible Toilet
(Cold Glass Studio - Male) >


 Accessible Shower
(Cold Glass Studio) >

 Standard Toilet(s)
(Lower Ground Floor) >

 Additional Info >


[Collapse all](#) [Expand all](#)

Location and access

View 

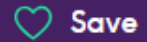
- The facility is located on the ground floor to the left of the reception area.

Dimensions and features

View 

- You do need a key for the facility.
- It is a radar key.
- The key can be obtained from reception.
- The facility changing bench is free standing.
- The facility hoist is powered overhead.
- The overhead hoist covers the changing bench and the toilet.





Save



Print/Save as PDF



Something changed?

Search Access Guide

transfer



Lift



Changing Places

2



Accessible Toilet
(Lower Ground
Floor)

5



Accessible Toilet
(Cold Glass Studio -
Male)

5



Accessible Shower
(Cold Glass Studio)



Standard Toilet(s)
(Lower Ground
Floor)



Baby Change Room



Outside Access
(Main Entrance)



Additional Info

- The facility changing bench is free standing.
- The length of the facility changing bench is 170cm (5ft 7in).
- The facility hoist is powered overhead.
- The overhead hoist covers the changing bench and the toilet.
- The sling is attached to the hoist by hook and loop.
- The facility toilet is peninsular.
- The **transfer** space on the left as you face the toilet is 177cm (5ft 10in).
- The **transfer** space on the right as you face the toilet is 135cm (4ft 5in).
- Wall mounted grab rails are available for the toilet.
- As you face the toilet the wall mounted grab rails are on both sides.
- Drop down rails are provided for the toilet.
- As you face the toilet the drop down rail(s) is/are on both sides.
- The type of wash basin is fixed.
- Wall mounted grab rails are available at the wash basin.
- As you face the wash basin, the wall mounted grab rails are on both sides.
- Disposal facilities are available.
- A privacy screen is not available.





AccessAble
Your Accessibility Guide

Katie Dyton
Partnerships Manager

01438 842710

katie.dyton@AccessAble.co.uk